

45 4x50m Freestyle Mixed Final

Official

Entries

Heats



















Summary



















Total

All ages

Rank	Competitor	Age	Club	RT	PTS	Result
1	Coast Swimming Club A	17	Coast Swim...	0.61		1:45.98 +0.04 Entry: 1:45.94
	Murdoch Phillips	17 (0.61)	11.94	24.55	24.55	
	Ethan O'Mara	16 (0.33)	12.01	25.11	49.66	
	Hailey Smythe	16 (0.16)	13.08	27.99	1:17.65	
	Nina Rice	15 (0.16)	13.40	28.33	1:45.98	
2	Mt Eden Swimming A	18	Mt Eden Sw...	0.66		1:46.77 +0.55 Entry: 1:46.22
	Clayton Fell	18 (0.66)	11.98	24.73	24.73	
	Caleb Yin	15 (0.27)	11.89	25.08	49.81	
	Sophia Ng	13 (0.41)	13.76	28.49	1:18.30	
	Carolann Faeamani (V)	17 (0.26)	13.34	28.47	1:46.77	
3	Matamata Swim Club A	21	Matamata ...	0.67		1:48.13 -0.38 Entry: 1:48.51
	Brathan Balsom	19 (0.67)	12.67	25.87	25.87	
	Madison Darby	21 (0.39)	13.72	28.52	54.39	
	Ella Ramsay	17 (0.26)	13.80	29.19	1:23.58	
	Miles Julian	18 (0.25)	11.84	24.55	1:48.13	
4	Jasi Swim Club A	17	Jasi Swim ...	0.68		1:49.28 -2.56 Entry: 1:51.84
	Sydney Alva	15 (0.68)	13.50	28.50	28.50	
	Callum Warwick	17 (0.35)	12.96	26.93	55.43	
	Kaia Hartstonge	13 (0.40)	13.80	29.05	1:24.48	
	Charles Leech	14 (0.06)	11.85	24.80	1:49.28	
5	Coast Swimming Club B	17	Coast Swim...	0.74		1:50.31 +0.50 Entry: 1:49.81
	Oscar Pedersen	15 (0.74)	12.66	26.09	26.09	
	Zac Donaldson	14 (0.47)	12.68	26.26	52.35	
	Elisa Schneider	16 (0.35)	13.41	28.24	1:20.59	
	Audrey Neal	17 (0.22)	14.21	29.72	1:50.31	
6	Stratford Flyers Swimming C...	15	Stratford Fl...	0.61		1:50.79
	Quin Bishop	15 (0.61)	12.89	26.94	26.94	
	Marnie Smith	14 (0.49)	13.90	29.03	55.97	
	Lexi Hancock	15 (0.26)	13.40	28.83	1:24.80	
	Kobey Agent	15 (0.61)	12.50	25.99	1:50.79	
7	Aquabladz NP A	16	Aquabladz NP	0.68		1:52.17 -4.60 Entry: 1:56.77
	Jacob Parker	15 (0.68)	13.31	28.23	28.23	
	Lily Hill	14 (0.26)	13.09	27.94	56.17	
	Claudia Brock	16 (0.36)	13.67	28.85	1:25.02	
	Harrison Soffe	13 (0.44)	13.21	27.15	1:52.17	
8	St Paul's Swimming Club A	15	St Paul's S...	0.74		1:52.25 -3.35 Entry: 1:55.60

		Max Cryer	14	(0.74)	13.58	27.72	27.72	
		Lachlan Collins	15	(0.37)	12.51	26.24	53.96	
		Eunice Liu	15	(0.22)	13.87	29.27	1:23.23	
		Addison Welch	15	(0.47)	13.72	29.02	1:52.25	
9		Pukekohe Swimming Club A	16		Pukekohe S...	0.82	1:52.28	-0.66
		Zack Meads	16	(0.82)	13.89	28.18	28.18	
		Elysia Rollo	13	(0.38)	13.61	28.51	56.69	
		Sulize Strydom	13	(0.17)	14.54	29.99	1:26.68	
		Bishop Lafaele-Pucher	15	(0.40)	12.26	25.60	1:52.28	
10		Porirua City Aquatics A	17		Porirua City...	0.64	1:52.59	+0.70
		Jayden Ng	15	(0.64)	12.42	25.80	25.80	
		Indie Spalding	14	(0.40)	13.80	28.70	54.50	
		Charlotte Harrison	15	(0.51)	14.82	30.88	1:25.38	
		Aaron Zang	17	(0.46)	13.00	27.21	1:52.59	
11		Wharenui Swim Club A	15		Wharenui S...	0.72	1:53.16	-1.29
		Taylor Martin	15	(0.72)	12.74	26.28	26.28	
		Fergus McMillan	15	(0.62)	13.67	28.06	54.34	
		Maddie Ericson	13	(0.30)	14.55	29.90	1:24.24	
		Sophie Chitty	15	(0.11)	13.85	28.92	1:53.16	
12		Swim Rotorua A	14		Swim Rotorua	0.71	1:53.52	-2.36
		Jun Kim	14	(0.71)	12.87	27.15	27.15	
		Giselle Yee	13		13.76	30.20	57.35	
		Symi Stewart	13	(0.43)	14.40	29.89	1:27.24	
		Tamati Rankin	13	(0.46)	12.57	26.28	1:53.52	
13		Selwyn Swim Club A	15		Selwyn Swi...	0.66	1:54.02	-0.22
		Jono Graham	15	(0.66)	12.84	26.49	26.49	
		Clark Emanuel	14	(0.51)	13.82	29.01	55.50	
		Abbie Doncliff	14	(0.45)	13.85	29.31	1:24.81	
		Amy Overend	14	(0.27)	13.60	29.21	1:54.02	
14		North Shore Swimming Club A	17		North Shor...	0.82	1:54.31	+0.35
		Marlow Winder	16	(0.82)	13.87	28.94	28.94	
		Charlotte Welsh	14	(0.48)	13.92	29.10	58.04	
		Madison Dettling	13	(0.55)	14.48	30.06	1:28.10	
		Charlie Russell	17	(0.33)	12.66	26.21	1:54.31	
15		Napier Aquahawks A	16		Napier Aqu...	0.67	1:54.45	+0.72
		Jake Burkett Murillo	15	(0.67)	13.17	27.13	27.13	
		Tyla Motley	16	(0.17)	13.82	29.24	56.37	
		Annabelle Lott	15	(0.34)	14.44	30.41	1:26.78	
		Aidan Hyde-Hills	15	(0.26)	13.20	27.67	1:54.45	
16		Papakura Swimming Club A	17		Papakura S...	0.72	1:54.70	
		Analiah Palmer	17	(0.72)	14.02	28.64	28.64	
		Janessa Palmer	15	(0.38)	14.52	30.16	58.80	
		Benjamin Weston	15	(0.37)	13.33	28.14	1:26.94	
		Ethan Doidge	17	(0.21)	13.34	27.76	1:54.70	
17		Tawa Swimming Club A	17		Tawa Swim...	0.65	1:55.69	-1.77
							Entry: 1:57.46	

	Ash Millward	17	(0.65)	12.83	26.64	26.64	
	Helen Brightwell	15	(0.39)	14.95	31.39	58.03	
	Hadassah Humphries	15	(0.52)	15.35	31.32	1:29.35	
	Rhyan Yan	15	(0.13)	12.60	26.34	1:55.69	
18	 Pirates Swim Team A	16		Pirates Swi...	0.76	1:59.40 +2.39	Entry: 1:57.01
	Alexander McElrea	14	(0.76)	13.73	27.70	27.70	
	Lucy Evans	16	(0.54)	14.72	30.95	58.65	
	Eleanor Gollan	14	(0.15)	15.30	31.55	1:30.20	
	Oscar Hodge	13	(0.51)	14.07	29.20	1:59.40	
19	 Aquagym Swim Timaru A	17		Aquagym S...	0.77	1:59.72	
	Leon McDonald	14	(0.77)	14.00	28.70	28.70	
	Brooke Thompson	15	(0.67)	15.59	32.33	1:01.03	
	Lauren Crawford	13	(0.55)	14.79	31.09	1:32.12	
	Kaleb Brown	17	(0.30)	13.23	27.60	1:59.72	
20	 Liz van Welie Aquatics A	15		Liz van Weli...	0.68	2:00.37 +2.80	Entry: 1:57.57
	Lily Smith	15	(0.68)	14.35	29.77	29.77	
	Levi Dixon	13	(0.26)	14.18	29.47	59.24	
	Will Smith	13	(0.41)	15.18	30.86	1:30.10	
	Sophia Maltai-Spence	15	(0.54)	14.62	30.27	2:00.37	
-	 HBPB Regional Team B	14		HBPB Regi...	0.67	2:00.38	
	Owen Booker	13	(0.67)	13.77	28.31	28.31	
	Archie Cole	13	(0.35)	13.50	28.22	56.53	
	Christina McCutcheon	14	(0.39)	15.89	33.14	1:29.67	
	Lili Caviale-Delzescaux	13	(0.23)	14.31	30.71	2:00.38	
-	 HBPB Regional Team A			HBPB Regi...		DNS	
-	 Nelson Marlborough Region...	17		Nelson Marl...	0.66	1:52.48	
	Ryan Beardsmore	17	(0.66)	12.23	25.79	25.79	
	Ariana Ferguson	17	(0.10)	13.58	29.60	55.39	
	Claudine Bennett	15	(0.85)	14.51	29.55	1:24.94	
	James Trimboy	14	(0.73)	13.42	27.54	1:52.48	
-	 HBPB Regional Team C	17		HBPB Regi...	0.65	1:52.85	
	Jayden Bryant	17	(0.65)	12.52	25.70	25.70	
	Wyatt Holmes	17	(0.61)	13.53	28.18	53.88	
	Tiana Marsden	16	(0.39)	13.84	29.06	1:22.94	
	Ella Fritchley	13	(0.39)	14.50	29.91	1:52.85	
-	 Nelson Marlborough Region...	15		Nelson Marl...	0.78	DSQ	
	Ella Clements	15	(0.78)			DSQ	
	Melody Savry	13	(0.42)				
	Sam Trass	14	(0.48)				
	McIndoe Frankish	15	(0.02)				